


Keyworth




Village Plan




www.keyworthvillageplan.com

Survey Results



Keyworth Village Plan Consultation

1. Which best describes Keyworth?			Response Percent	Response Count
A large village		71.1%	1219	
A small town		5.9%	101	
Somewhere with characteristics of both a town and a village		23.0%	395	
			answered question	1715
			skipped question	27

2. How would you like Keyworth's built-up area to develop over the next 10-20 years?			Response Percent	Response Count
Keyworth should grow much larger		0.9%	16	
Keyworth should grow slightly larger		25.1%	428	
Keyworth should stay the same size as it is now		73.9%	1258	
			answered question	1702
			skipped question	40

3. What commercial developments would you like to see within Keyworth over the next 10-20 years?

	Strongly agree	Agree	Disagree	Strongly disagree	No opinion	Response Count
More small shops	25.4% (418)	47.3% (780)	15.3% (252)	5.2% (85)	6.9% (113)	1648
A new large supermarket	3.4% (55)	4.8% (78)	26.9% (433)	61.8% (997)	3.0% (49)	1612
More services	9.9% (155)	50.2% (786)	16.8% (263)	5.0% (79)	18.1% (283)	1566
More small offices	3.1% (49)	32.0% (507)	28.6% (453)	11.8% (187)	24.4% (387)	1583
More light industry	3.9% (63)	27.6% (447)	30.9% (500)	21.0% (339)	16.6% (269)	1618
	answered question					1725
	skipped question					17






4. What residential development would you like within Keyworth over the next 10-20 years?

	Strongly agree	Agree	Disagree	Strongly disagree	No opinion	Response Count
4+ bedroom homes	3.1% (47)	13.3% (200)	39.1% (589)	29.8% (449)	14.6% (220)	1505
3 bedroom homes	5.4% (83)	33.6% (513)	27.5% (421)	19.9% (304)	13.6% (208)	1529
1-2 bedroom homes	14.4% (225)	42.6% (668)	17.2% (269)	15.2% (238)	10.7% (167)	1567
Flats	4.0% (59)	18.8% (278)	34.9% (516)	28.8% (426)	13.5% (199)	1478
Rented property	7.8% (118)	30.0% (455)	25.1% (381)	20.8% (315)	16.2% (246)	1515
Sheltered housing for the elderly	24.2% (397)	50.0% (822)	10.0% (165)	7.1% (116)	8.7% (143)	1643
	answered question					1713
	skipped question					29

5. How do you feel about planning issues that affect Keyworth?

	Strongly agree	Agree	Disagree	Strongly disagree	No opinion	Response Count
Keyworth's Green Belt should be strictly maintained and enforced	71.3% (1211)	21.0% (357)	5.2% (88)	1.1% (19)	1.4% (23)	1698
The historic heart of Keyworth should be conserved	70.7% (1189)	25.7% (433)	1.1% (18)	0.6% (10)	1.9% (32)	1682
The Local Planning Authority should allow denser development in Keyworth to make better use of land	4.7% (77)	16.3% (265)	39.2% (638)	34.7% (565)	5.0% (82)	1627
I would support a small development on Green Belt land if that were the only way to meet the local need for affordable housing	7.5% (124)	35.7% (592)	25.4% (422)	28.5% (472)	3.0% (49)	1659
The Local Planning Authority generally takes sufficient account of Keyworth's character and the local environment	5.5% (89)	40.8% (661)	21.2% (344)	12.2% (197)	20.3% (328)	1619
	answered question					1732
	skipped question					10

6. How often do you buy from shops within Keyworth?

		Response Percent	Response Count
Daily		62.3%	1012
Weekly		32.2%	524
Monthly		0.4%	6
Occasionally		4.9%	80
Never		0.2%	3
	answered question		1625
	skipped question		117

7. How important are the following when deciding whether to shop in Keyworth?

	Very important	Important	A consideration	Not important at all	Response Count
Availability of local produce	31.7% (502)	34.0% (539)	27.5% (435)	6.8% (107)	1583
Choice of products	40.5% (650)	48.0% (770)	10.0% (161)	1.4% (23)	1604
Convenience	58.4% (941)	35.3% (568)	5.9% (95)	0.4% (7)	1611
Concern for the environment	29.9% (470)	35.5% (558)	28.2% (444)	6.5% (102)	1574
Friendly staff	39.7% (639)	42.5% (684)	14.9% (240)	2.8% (45)	1608
Opening hours	35.5% (566)	46.6% (742)	15.5% (247)	2.4% (38)	1593
Parking	32.2% (512)	31.2% (496)	21.1% (336)	15.6% (248)	1592
Price	34.8% (560)	40.0% (644)	22.6% (364)	2.5% (41)	1609
Quality	52.3% (841)	42.0% (676)	5.2% (84)	0.4% (7)	1608
Support for local shops	61.0% (992)	30.8% (501)	7.4% (121)	0.7% (11)	1625
	<i>answered question</i>				1659
	<i>skipped question</i>				83

8. How important are the following when deciding whether to use a service (for example, plumber, mechanic) in Keyworth?					
	Very important	Important	A consideration	Not important at all	Response Count
Choice	35.1% (559)	46.8% (745)	16.1% (256)	1.9% (31)	1591
Convenience	38.3% (611)	47.5% (757)	12.6% (201)	1.6% (25)	1594
Concern for the environment	23.5% (365)	33.6% (521)	33.3% (516)	9.6% (149)	1551
Friendly staff	40.0% (634)	48.7% (772)	10.2% (162)	1.1% (17)	1585
Hours of business	29.2% (459)	50.3% (790)	18.1% (284)	2.4% (37)	1570
Price	45.5% (726)	43.1% (688)	10.6% (169)	0.8% (13)	1596
Quality	69.2% (1102)	28.2% (450)	2.2% (35)	0.4% (6)	1593
Word of mouth	53.1% (850)	37.9% (607)	8.2% (131)	0.9% (14)	1602
Support for local services	49.7% (795)	39.7% (635)	9.9% (158)	0.8% (12)	1600
	answered question				1646
	skipped question				96

9. How well do business and commerce in Keyworth meet the needs of the community?						
	Strongly agree	Agree	Disagree	Strongly disagree	No opinion	Response Count
There is a wide range of local shops	11.1% (178)	58.0% (933)	27.3% (440)	2.4% (39)	1.2% (20)	1610
There is a wide range of local services (e.g. plumber, garage, etc)	8.8% (141)	66.4% (1066)	20.2% (325)	1.3% (21)	3.2% (52)	1605
It is easy to find out about local services	14.0% (224)	73.5% (1176)	9.6% (153)	0.8% (13)	2.2% (35)	1601
I would buy more local produce if it was more easily available	26.7% (430)	58.7% (944)	6.8% (110)	0.3% (5)	7.5% (120)	1609
I would use a local Farmers' Market in Keyworth	44.6% (727)	43.2% (704)	4.4% (71)	0.9% (15)	6.9% (113)	1630
Keyworth should encourage 'Fair Trade'	30.0% (485)	51.5% (831)	3.0% (49)	1.0% (16)	14.4% (233)	1614
	answered question					1656
	skipped question					86

10. How do you feel about young people's activities in Keyworth?						
	Strongly agree	Agree	Disagree	Strongly disagree	No opinion	Response Count
There is a good range of organised activities (e.g. clubs and societies) for 11 to 18 year olds	3.8% (43)	25.2% (285)	21.3% (241)	6.5% (74)	43.1% (487)	1130
Organised activities for 11 to 18 year olds are generally good value for money	2.7% (30)	23.6% (260)	9.7% (107)	3.0% (33)	61.0% (673)	1103
Organised activities for 11 to 18 year olds are available at appropriate times (i.e. evenings, weekends, school holidays)	2.9% (32)	24.5% (271)	13.4% (148)	4.0% (44)	55.2% (609)	1104
Organised activities are open to all 11 to 18 year olds	2.8% (30)	22.6% (244)	12.0% (129)	3.7% (40)	58.9% (635)	1078
There is a good choice of unsupervised facilities (e.g. skate park, recreational areas) available for 11 to 18 year olds in Keyworth	2.5% (27)	20.5% (224)	27.0% (295)	8.9% (97)	41.1% (449)	1092
Unsupervised facilities for 11 to 18 year olds are suitable for use in daylight hours	2.6% (28)	33.1% (359)	12.1% (131)	4.6% (50)	47.6% (517)	1085
Unsupervised facilities for 11 to 18 year olds are suitable for use after dark	1.2% (13)	4.2% (46)	31.7% (344)	15.3% (166)	47.5% (515)	1084
In general, 11 to 18 year olds in Keyworth are well behaved	3.7% (42)	60.7% (694)	11.5% (131)	4.6% (53)	19.5% (223)	1143
In general, the number of young people hanging around in Keyworth is not excessive	3.2% (37)	54.7% (631)	17.4% (201)	6.8% (79)	17.9% (206)	1154
	answered question					1191
	skipped question					551

11. How often do you visit the Nature Reserve?			
		Response Percent	Response Count
Daily		0.2%	3
Weekly		1.3%	21
Monthly		5.3%	85
Yearly		6.8%	109
Occasionally		39.7%	638
Never		46.7%	750
answered question			1606
skipped question			136

12. How do you feel about the environmental future of Keyworth?						
	Strongly agree	Agree	Disagree	Strongly disagree	No opinion	Response Count
Green issues are important to me	31.7% (505)	58.5% (931)	3.3% (53)	0.6% (10)	5.8% (92)	1591
It would be useful to have a map of the local countryside displayed in Keyworth village centre	23.1% (370)	60.8% (973)	4.7% (76)	0.4% (7)	10.9% (175)	1601
I would use an improved public footpath system in the countryside around Keyworth	28.6% (454)	50.6% (803)	6.7% (107)	0.5% (8)	13.6% (216)	1588
I would use additional public seating in and around Keyworth	12.7% (204)	44.4% (711)	19.4% (311)	2.4% (39)	21.0% (337)	1602
A community based, renewable power scheme would be a good idea	13.5% (204)	41.3% (623)	10.7% (161)	4.2% (63)	30.3% (456)	1507
A community compost scheme would be a good idea	15.6% (240)	44.7% (689)	13.7% (211)	3.6% (56)	22.5% (347)	1543
Local shop owners should be responsible for clearing all litter outside their premises	38.8% (623)	42.8% (688)	10.4% (167)	2.5% (40)	5.5% (89)	1607
Keyworth traders should stop issuing plastic bags, start issuing degradable bags and sell reusable	41.9% (683)	44.0% (717)	6.0% (98)	1.5% (25)	6.6% (107)	1630

bags						
	<i>answered question</i>					1654
	<i>skipped question</i>					88






13. How do you feel about your immediate environment?						
	Strongly agree	Agree	Disagree	Strongly disagree	No opinion	Response Count
Litter is a big problem in Keyworth	12.6% (202)	36.4% (582)	42.5% (681)	2.1% (33)	6.4% (103)	1601
Dog fouling is a big problem in Keyworth	24.9% (400)	37.8% (608)	31.3% (503)	1.2% (19)	4.9% (78)	1608
Fly tipping is a big problem in Keyworth	3.9% (61)	15.4% (242)	54.9% (863)	2.8% (44)	23.0% (361)	1571
Graffiti is a big problem in Keyworth	2.7% (43)	14.6% (230)	62.3% (984)	3.4% (54)	17.0% (268)	1579
Fly posting is a big problem in Keyworth	3.2% (50)	10.7% (169)	63.2% (994)	3.9% (62)	18.9% (298)	1573
	<i>answered question</i>					1632
	<i>skipped question</i>					110

14. How do you feel about personal safety in Keyworth?						
	Strongly agree	Agree	Disagree	Strongly disagree	No opinion	Response Count
I feel safe in Keyworth during the daytime	49.1% (807)	50.1% (824)	0.4% (6)	0.1% (2)	0.4% (6)	1645
I feel safe in Keyworth in the evening	20.3% (328)	56.1% (906)	16.8% (271)	2.2% (36)	4.5% (73)	1614
I would like to join a Neighbourhood Watch scheme	10.9% (162)	36.4% (542)	12.6% (188)	2.0% (30)	38.2% (569)	1491
	<i>answered question</i>					1652
	<i>skipped question</i>					90

15. How do you feel about leisure opportunities and facilities in Keyworth?

	Strongly agree	Agree	Disagree	Strongly disagree	No Opinion	Response Count
The Leisure Centre is important to Keyworth	62.4% (1022)	33.6% (550)	0.8% (13)	0.1% (2)	3.2% (52)	1639
The Platt Lane facilities are important to Keyworth	51.0% (829)	39.1% (635)	1.4% (22)	0.1% (2)	8.4% (136)	1624
Keyworth Village Hall meets my needs	23.6% (379)	52.6% (845)	3.4% (55)	1.2% (19)	19.1% (307)	1605
Leisure facilities surrounding the Village Hall meet my needs	16.3% (257)	49.7% (784)	6.8% (107)	1.3% (20)	26.0% (411)	1579
I am satisfied with services provided by Keyworth Library	31.1% (503)	54.0% (873)	2.2% (36)	0.4% (6)	12.3% (199)	1617
Adult education in Keyworth is sufficient	5.6% (88)	28.8% (451)	20.6% (322)	5.6% (87)	39.5% (618)	1566
The provision of outdoor play areas for under-elevens is satisfactory	2.8% (43)	17.0% (265)	26.8% (417)	17.0% (264)	36.5% (568)	1557
The restriction on organised games on the Keyworth Playing Field (adjacent to the Village Hall) on Sundays should be removed	21.3% (332)	32.0% (499)	16.2% (253)	7.9% (123)	22.7% (354)	1561
Open spaces in and around Keyworth for relaxing and playing games are satisfactory	4.4% (69)	44.1% (690)	24.3% (381)	7.5% (117)	19.7% (309)	1566
It is easy to find information about organisations and events in Keyworth	12.9% (204)	65.6% (1039)	10.8% (171)	2.2% (35)	8.5% (134)	1583
	<i>answered question</i>					1654
	<i>skipped question</i>					88

16. How often do you use Keyworth Leisure Centre?

		Response Percent	Response Count
Daily		1.7%	28
Weekly		18.4%	302
Monthly		5.6%	91
Occasionally		38.6%	633
Never		35.7%	585
<i>answered question</i>			1639
<i>skipped question</i>			103

17. The health services provided by the following are satisfactory:

	Strongly agree	Agree	Disagree	Strongly disagree	No opinion	Response Count
The Health Centre	42.8% (710)	47.9% (794)	5.2% (86)	1.9% (32)	2.1% (35)	1657
Chemists/Pharmacies	26.3% (434)	58.8% (970)	10.4% (172)	2.7% (44)	1.9% (31)	1651
Dentists	19.8% (324)	43.7% (715)	14.8% (243)	5.7% (93)	16.0% (262)	1637
Other	6.9% (72)	27.4% (288)	4.7% (49)	1.8% (19)	59.2% (622)	1050
<i>answered question</i>						1664
<i>skipped question</i>						78

18. Welfare support in Keyworth is satisfactory for:

	Strongly agree	Agree	Disagree	Strongly disagree	Not applicable	Response Count
The elderly	4.1% (62)	28.0% (425)	10.0% (152)	1.5% (23)	56.4% (856)	1518
The disabled	2.3% (34)	19.9% (295)	8.8% (130)	1.6% (23)	67.4% (997)	1479
The chronically ill	2.2% (32)	15.1% (220)	7.3% (107)	1.4% (21)	74.0% (1081)	1461
Under elevens	1.8% (26)	18.5% (268)	4.2% (61)	1.2% (18)	74.2% (1073)	1446
Carers	1.5% (22)	11.9% (173)	8.5% (123)	2.2% (32)	75.9% (1100)	1450
	<i>answered question</i>					1538
	<i>skipped question</i>					204



19. Which modes of transport do you use frequently to travel within Keyworth? (Tick all that apply)

		Response Percent	Response Count
Car		74.3%	1242
Bicycle		15.0%	250
Mobility scooter		1.4%	23
Bus		27.6%	462
Foot		83.9%	1402
Other		1.6%	26
	<i>answered question</i>		1671
	<i>skipped question</i>		71






20. Where do obstructions, congestion or lack of visibility cause you problems? (Tick all that apply)			
		Response Percent	Response Count
Main Street		48.8%	768
Church Drive		56.3%	886
The Square		44.4%	699
Church Drive/Fairway junction		43.7%	688
Nowhere within Keyworth		11.0%	173
Other, please comment		34.4%	541
Are there any other areas where you experience problems with obstructions, congestion or lack of visibility?			741
			answered question
			1574
			skipped question
			168

21. What speed controls would you like to see in Keyworth? (Tick all that apply)			
		Response Percent	Response Count
None		13.1%	211
Speed ramps		11.6%	187
Camera		18.9%	303
Controls outside schools		47.4%	762
School patrols		30.2%	486
Electronic warning signs		60.9%	978
Other		5.8%	94
			answered question
			1607
			skipped question
			135

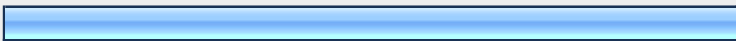


22. How do you feel about transport in and around Keyworth?						
	Strongly agree	Agree	Disagree	Strongly disagree	No opinion	Response Count
Public transport from Keyworth to surrounding cities, towns and villages meets my needs	31.7% (515)	50.2% (816)	10.1% (165)	2.4% (39)	5.6% (91)	1626
Public transport for journeys within Keyworth meets my needs	12.9% (205)	35.6% (564)	11.0% (175)	2.6% (41)	37.9% (601)	1586
Cycle tracks should be introduced within Keyworth	15.3% (238)	30.1% (470)	21.7% (338)	7.1% (110)	25.9% (404)	1560
I would use a footpath/cyclepath linking Keyworth with Rushcliffe Country Park	24.3% (379)	31.0% (484)	13.1% (204)	4.6% (71)	27.1% (422)	1560
I would use a cyclepath linking Keyworth with Nottingham City Centre	13.0% (200)	12.9% (198)	27.7% (427)	8.8% (135)	37.7% (580)	1540
Pavements are generally well surfaced	4.0% (64)	39.1% (627)	29.7% (476)	23.9% (384)	3.4% (54)	1605
It is easy to use a pushchair/wheelchair/pram/etc around Keyworth	2.6% (40)	24.8% (382)	19.7% (304)	10.3% (159)	42.6% (658)	1543
I find it easy to cross the road in Keyworth	6.6% (101)	60.5% (926)	24.2% (371)	4.6% (70)	4.1% (62)	1530
Please tell us anywhere you experience difficulty crossing roads within Keyworth						645
answered question						1665
skipped question						77

23. Would you use a car sharing scheme?			
		Response Percent	Response Count
Yes		19.1%	286
No		80.9%	1209
answered question			1495
skipped question			247





24. How often do you use public parking in Keyworth? (ie, on Bunny Lane, on Church Drive to the rear of Budgens, outside the Village Hall, or in marked bays)

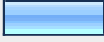




		Response Percent	Response Count
Daily		15.3%	246
Weekly		39.7%	638
Monthly		3.9%	63
Occasionally		29.1%	468
Never		12.1%	194
		answered question	1609
		skipped question	133






25. For how long do you typically park your vehicle in one of Keyworth's public car parks?



		Response Percent	Response Count
Up to 2 hours		81.1%	1279
Over 2 hours		2.4%	38
Never		16.5%	260
		answered question	1577
		skipped question	165

26. What public car park charges should be introduced in Keyworth?

		Response Percent	Response Count
First 2 hours free		50.1%	786
All day fixed fee		3.0%	47
None		45.0%	706
Other		2.0%	31
		answered question	1570
		skipped question	172

27. Do you agree that residents only parking zones in Keyworth are a good idea?			Response Percent	Response Count
Strongly agree			10.9%	173
Agree			26.9%	428
Disagree			28.6%	455
Strongly disagree			15.7%	250
No opinion			18.0%	286
			answered question	1592
			skipped question	150

28. Please tell us your age (in years):			Response Percent	Response Count
18 or under			0.4%	7
19-34			6.4%	106
35-49			20.1%	335
50-64			31.6%	527
65 or over			41.5%	692
			answered question	1667
			skipped question	75

29. Please tell us your gender:			Response Percent	Response Count
Male			37.1%	573
Female			62.9%	970
			answered question	1543
			skipped question	199